



Through the Grapevine

Alexander Vantournhout / not standing

Technical coordination

Rinus Samyn (English, French, Dutch)
+32 497 62 29 43
rinus@notstanding.com

Production manager

Aïda Gabriëls (English, French, Dutch)
+32 474 05 14 55
aida@notstanding.com

Tour Planning

Frans Brood Productions
Tine Scharlaken (English, French, Dutch)
Flore Roggeman (English, French, Dutch)
+32 9 234 12 12
info@fransbrood.com

THIS TECHNICAL RIDER IS AN INTEGRAL PART OF THE
CONTRACT. ADJUSTEMENTS CAN BE MADE IF REQUIRED DUE TO
SPECIFIC FEATURES OF THE VENUE BUT ONLY IN NEGOTIATION
WITH THE COMPANY.

General info

- **Team on tour:** 2 performers, 1 technician & 1 production or company manager
- **Duration of performance:** 60 minutes – no intermission
- **Stage:** proscenium stage, big stage
 - Seats on the side might have to be covered, as well as high balconies due to visibility of the performance. See indications on light plot.
- **Build up:** if possible with a setup day
- **Recommended age:** 12+
- **Audience capacity:** max 400, up to the configuration of the space. See restricted view lines on the light plot.
- **Stage dimensions:** we are touring with 2 dance floors, depending on the dimensions of the venue
 - Small floor setup: 10m width x 10,52m depth x 7,5m height
 - Large floor setup: 10m width x 12,40m depth x 7,5m height
- **Technicians of the house:** 1 light technician, 1 sound technician and 1 all-round technician
- **Technicians of the house during performance:** 1 all-round technician

The company requests that current technical documentation for the proposed venue is emailed to the technical coordinator as soon as possible.

a. Architectural drawings including section and plan views

b. Stage Plan

c. Pictures of venue

d. Standard Hanging Plot

e. Inventory of Lighting Equipment

f. Inventory of Audio Equipment

g. Regulations (noise levels, fire codes, curfews etc.)

h. Seating plan

Load in/out and set up crew:

- 2x qualified lighting technician

- 1x qualified sound technician

All technicians should be familiar with their technical equipment and the venue.

1. Regular performance

Transport by car, when the show travels by plane see other rider

1.1 Staging

- A frontal stage is needed. No audience on the sides. See indications on light plot.
- A hard, flat and solid floor in good condition. No soft surface underneath.
- Black box setup with black dance floor.
- The performance requires absolute silence in the house.

Performing on an inclined stage is possible, to be discussed in advance.

Theatre provides

- The stage completely covered in black dance floor upon arrival of the company.
- 1 extra black dance floor (10m x 1,5m). To cover the upstage part of our white floor.

Company provides

- A white dance floor. 6 rolls cut into a symmetrical trapezium; direction upstage-downstage taped with our grey floor tape.
- An ethafoam subfloor that fits our entire white dance floor.

1.2 Seating

The sight lines of our show are already indicated on our light plot. Every seat inside these sight lines are not allowed to put on sale!! Please communicate this clearly to your ticketing office.

1.3 Lights

It is utmost important that any disturbing or distracting lights e.g. led lights from machinery, large and/or strong emergency lighting, reflective areas like metal borders or shiny elements are removed or covered. For security elements, please think well in advance of a suitable replacement or make a correct risk-analysis.

Theatre provides

- All the standard fixtures and gels indicated on the light plot. And black alu tape.
- The necessary safety cables to secure a clean and safe hook up.
- A minimum of 48 dimmers 2kW.
- A clean DMX-512 connection.
- House lights on dimmer, to be controlled from booth.

Fixtures

- 10x PC's 2kW
- 9x Profile 2kW zoom >35°
- 8x Profile 1kW zoom >50°
- 12x PAR 64 CP61
- 1x PAR 64 CP62

Gels

- 6x L281 PC 2kW
- 5x L281 Profile 2kW
- 4x L281 Profile 1kW
- 1x L228 Profile 1kW
- 1x L720 PAR
- 9x R132 Profile 2kW
- 10x R119 PC 2kW
- 7x R132 Profile 1kW
- 12x R119 PAR

Company provides

- Moving Head Ayrton Levante with clamps and power cable schuko
- 13x floor stands for the PAR 64 CP61. **We only bring the stands, not the lights.**
- 7x dimmable fluorescents with controller. To be linked with the local DMX.
- MacBook Pro with D::Light software
- Enttec DMX USB PRO (5-pin DMX)

1.4 Sound

The performance requires absolute silence in the house. We can't have people entering during the show for the same reason. **No latecomers.**

Theatre provides

- Professional quality stereo sound system (with full range speakers and separate sub-bass speakers) with sufficient power suited to the venue. The system must be in perfect working condition at load-out time. Access to all of the amps and/or processor(s).
- A digital quality-mixing console with minimum 6x stereo-in (on jack or xlr connector) and 6x outputs. No analog console, please.
- 2x monitors on stands placed behind the last row of audience.

Company provides

- 2x QSC K10.2 active 10-inch speaker 2000W. These will be placed on stage.
- Macbook Pro with Qlab software
- Soundcard with jack output + snake

1.5 Control Booth

Should be positioned in the middle of the venue at $\frac{3}{4}$ of the depth. Never under balconies or in another acoustical inferior place. The control booth should have enough space next to the sound console for at least 2 laptops.

Please provide clean power supply for the laptops, separate from the sound.

2. Other

2.1 Dressing room

- 2 clean dressing rooms for 2 artists with clearly lit mirrors.
- Shower with hot and cold water and fresh towels.
- Bottles of drinking water, fruits and nuts. Chocolate for the technician.
- Iron and ironing board.
- Please provide some cold packs nearby in case of emergency.
- Please provide contact of a doctor/physiotherapist that is stand-by during the time of our visit to your theatre/festival.

2.2 Food

Lunch and dinner for max 4 people OR per diems according to the official rate.

Our production manager will contact you with further details. aida@notstanding.com

2.3 Planning

When we don't have a setup day, all the lights need to be rigged according to our specific drawing made to the venue.

Setup day

09:00-10:00	Preparation of the stage
10:00-13:00	Rigging lights & focussing lights
13:00-14:00	Lunch
14:00-18:00	Focussing and finishing lights

Schedule for a performance at 8PM:

09:00-13:00	Placing floor
13:00-14:00	Lunch
14:00-16:00	Setting up sound
16:00-16:30	Installation control booth
16:30-17:00	Sound & light check
17:00-18:00	Dinner - 3 hours before show
18:00-20:00	Stage ready for warming up and run through – silence on stage
20:00-21:00	Performance
21:15-22:30	Break-down & load in

2.4 Special remarks

After dinner the artists will start warming up on stage. During this time until 15 minutes before show time we ask for complete silence on stage and in the auditorium.

Nobody enters the auditorium; no FOH people or ushers and any other personnel of the venue. Please turn down all ventilation and air conditioning systems.

The ideal temperature on stage should be around 21°C/70°F.

All conversations should be held outside to not disturb the focus of the dancers.

Photographers or videographers who wish to attend the performance should ask permission at least 1 day prior to that performance. However we can't allow equipment that makes any noise during the silent moments of the show, only allowed during the music parts. No walking around or be seated at the front row.

Thank you.

3. Transport

Belgium or close by

Please provide 2 parking spots for two vans.

2 x Volkswagen Transporter long – 197cm height, 6m length:

1-FQX-696 (white VW van, 3seats)

1-TSW-323 (blue VW van, 6 seats)

4. Music list

Artist: Andrea Belfi

"Meteor Crater' part one" - duration 4'07.66

"Meteor Crater' part two" - duration 14'12.55

If any of these requirements cannot be made,
please let us know well in advance.

We will get to you in order to sort it out together.

Contact:

rinus@notstanding.com

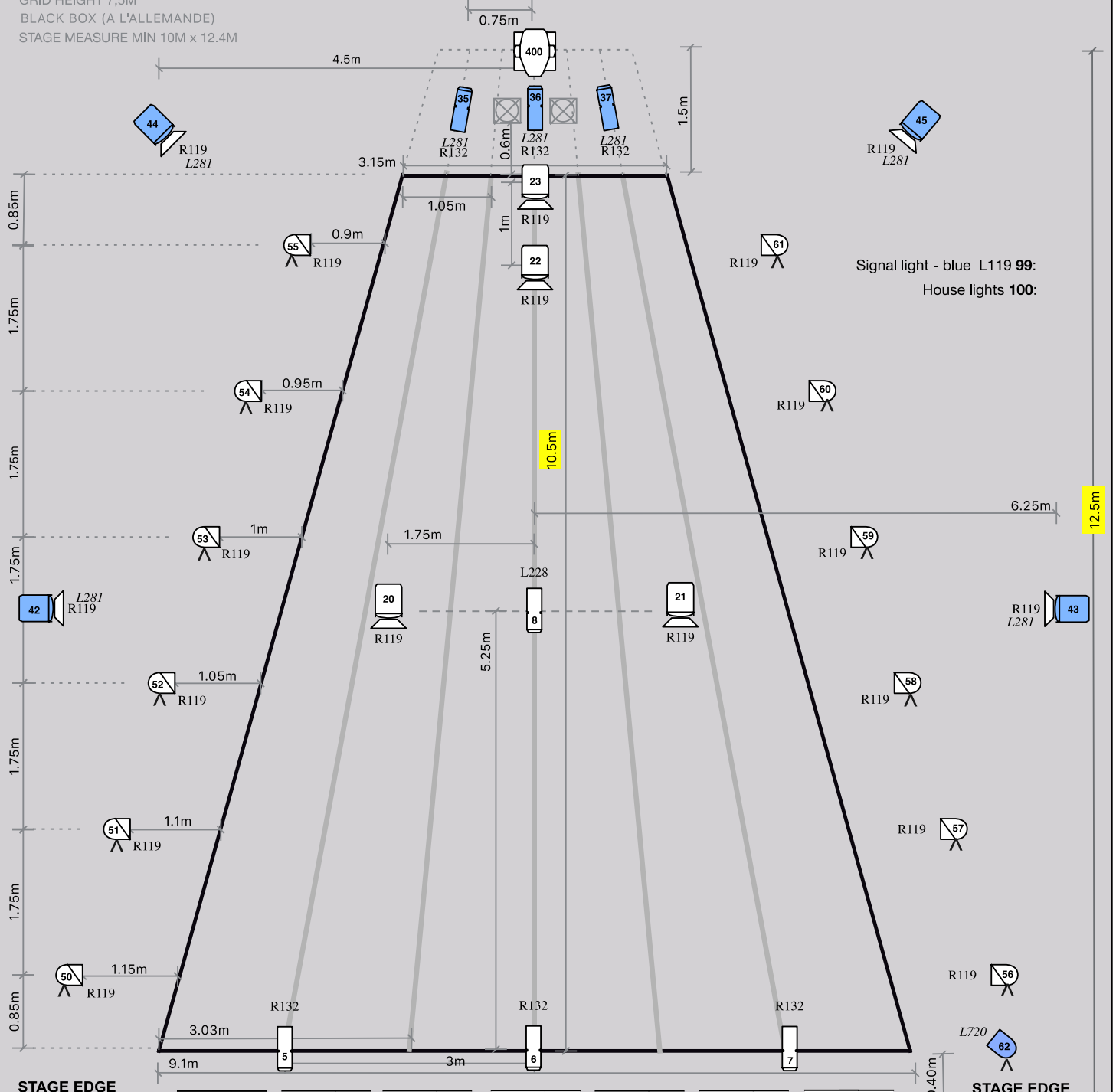
THROUGH THE GRAPEVINE

Alexander Vantournhout / not standing

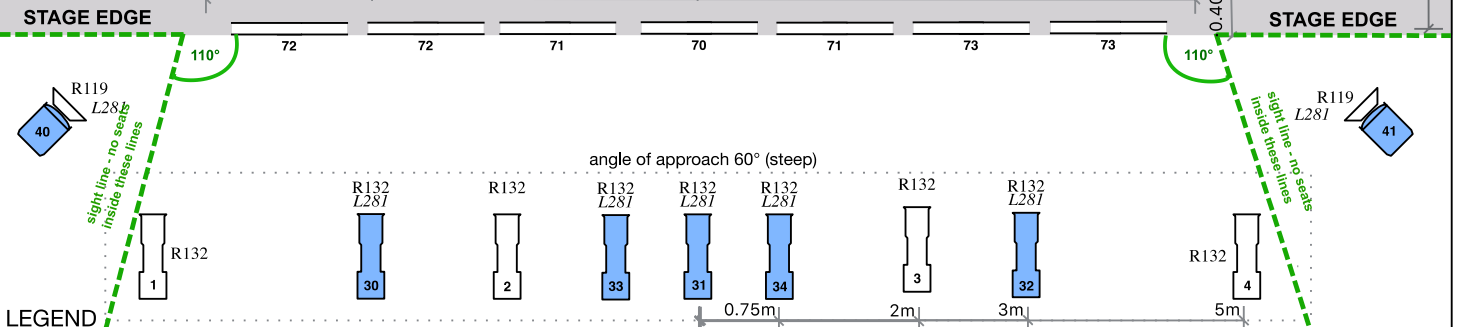
LARGE FLOOR

Depth 10,5m

ALL PAR 64 ON FLOORSTANDS (FLOORSTANDS PROVIDED BY COMPANY)
 GRID HEIGHT 7,5M
 BLACK BOX (A L'ALLEMANDE)
 STAGE MEASURE MIN 10M x 12.4M



Signal light - blue L119 99:
 House lights 100:



LEGEND

	1 x Ayrton LEVANTE (PROVIDED BY COMPANY)		10 x 2kw PC (WITH BARNDOOR)		12 x PAR 64 CP 61		7 x Profile 1kW > 50°
	7x Dimmable TL 827 (PROVIDED BY COMPANY)		9 x Profile 2kW > 35°		1x PAR 64 CP 62		

THROUGH THE GRAPEVINE

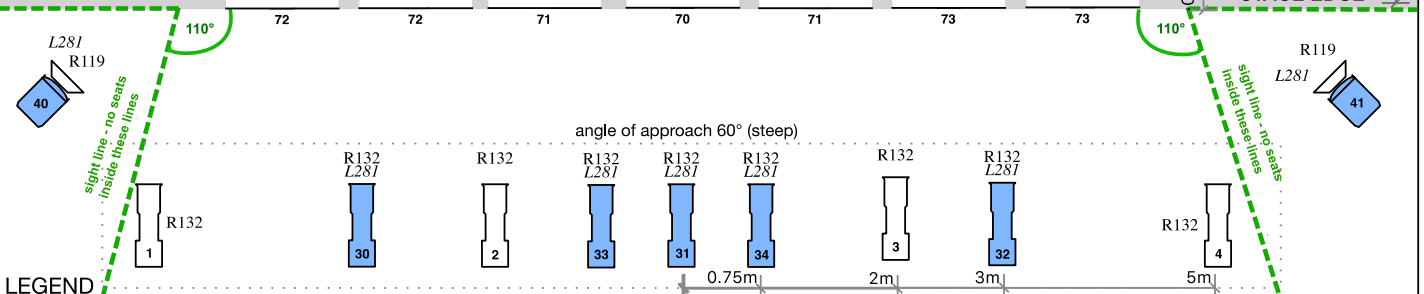
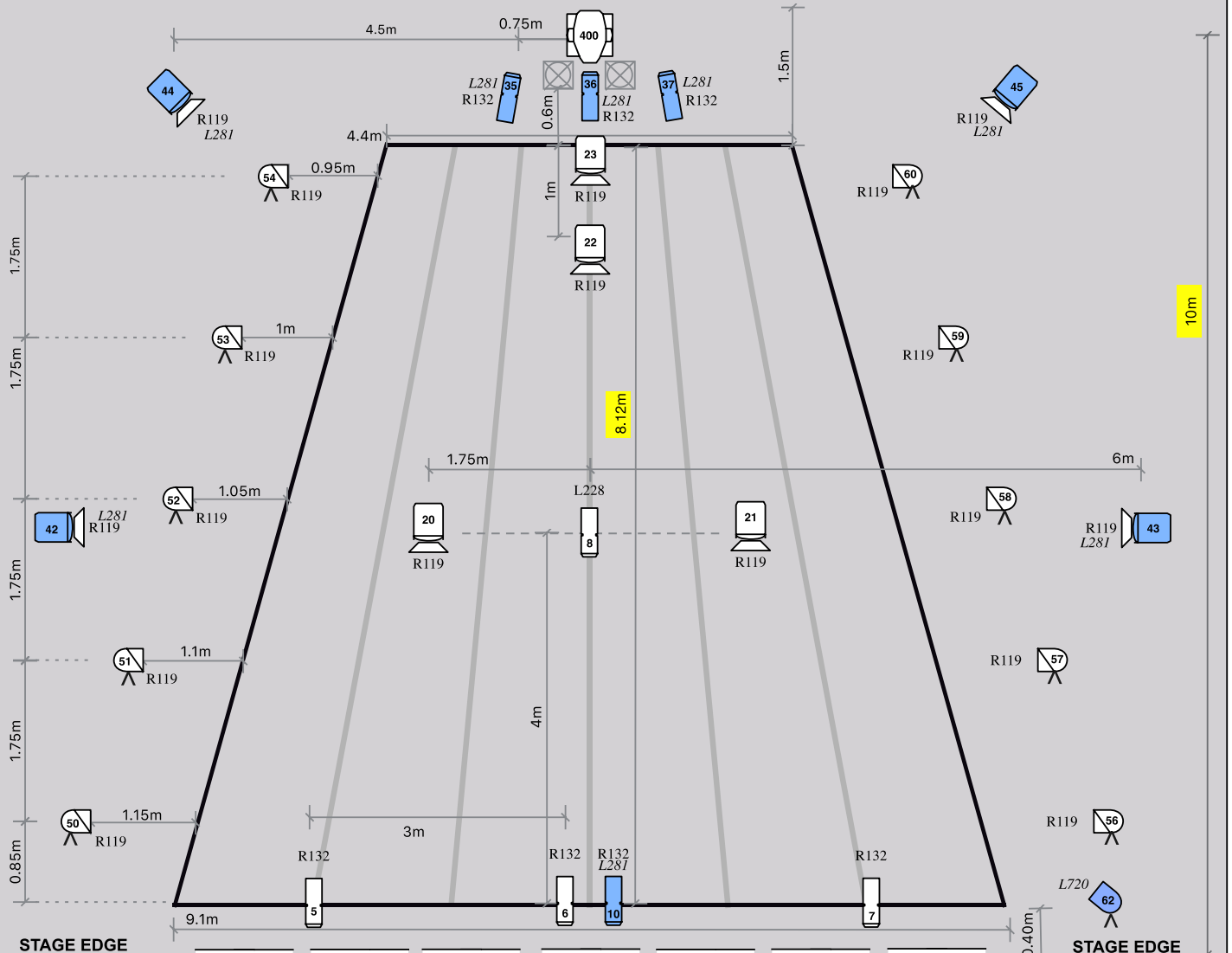
Alexander Vantournhout / not standing

SMALL FLOOR

Depth 8,12m

ALL PAR 64 ON FLOORSTANDS (FLOORSTANDS PROVIDED BY COMPANY)
 GRID HEIGHT 7,5M
 BLACK BOX (A L'ALLEMANDE)
 STAGE MEASURE MIN 10M x 10M

Signal light - blue L119 99:
 House lights 100:



	1 x Ayrton LEVANTE (PROVIDED BY COMPANY)		10 x 2kw PC (WITH BARDOOR)		12 x PAR 64 CP 61		8 x Profile 1kW > 50°
	7x Dimmable TL 827 (PROVIDED BY COMPANY)		9 x Profile 2kW > 35°		1x PAR 64 CP 62		